

# Quick user guide

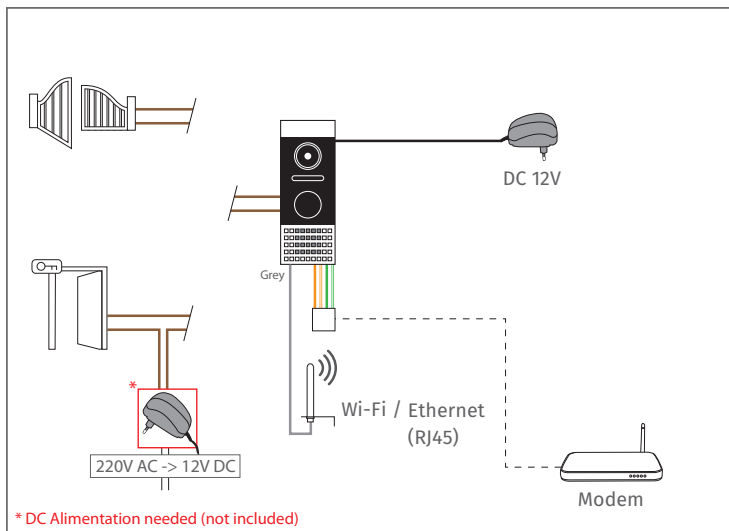
(réf. 34887)



Download the app « mobile eye door + »



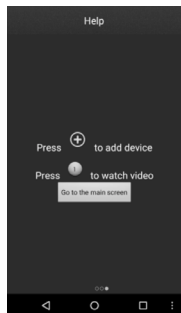
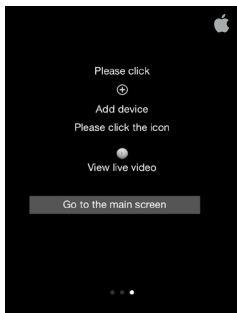
How to SETUP, for the first time, your Chacon IP VDP



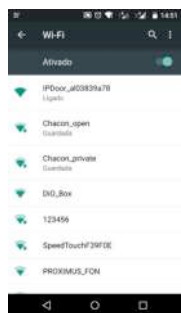
Start to do RESET to the IP VDP Chacon to start setup:

- I. Press the "Call" button, in the outside unit, for around 5 seconds until you hear a short BIP. Do this step 3 times.
- II. Now wait for around 30 seconds until the unit reboots.
- III. The Outside unit will start a constant BIP. This means that you are in SETUP mode for the mobile APP.

Open the software and it will appear a "Help" guide with the functions of the software. Slide right until it appears the option "Go to the main screen" and press it;




Now go to your Wi-Fi settings, Wi-Fi, to connect to the device". Now search the IP VDP in your Wi-Fi networks and connect your phone to it. Select, for example, has you see in the image: "IPDoor\_al030ee572", and connect to it.






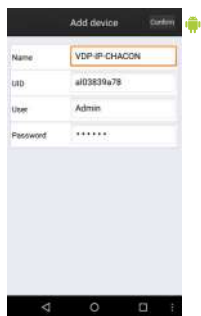
I. If you don't find, the IP VDP, in your Wi-Fi networks please do the Reset again;


Back to the application.



Press the  button to add the videophone. Then select «add a device that is connected to the internet», and then «scan QR Code». Scan the QR code on the back of the unit.

Change the device name (the name may not contain spaces) and, if you wish, the user name and password (the default password is 888888). Select «Done» in the upper right-hand corner of the screen.

To connect your videophone to the internet, press the  icon, and then  and finally the «device list» option . Next, press the red «Wi-Fi setting» button at the bottom of the screen. Select your Wi-Fi network and enter your password. Your IP videophone is now on line.



Your IP VDP is in “blue”, as in the 1st image .

Press the “” button and the option “device list - 



For iOS : Also you have activate the notifications in your "Settings", "Notification Center" for the "Mobile Eye Door+" APP

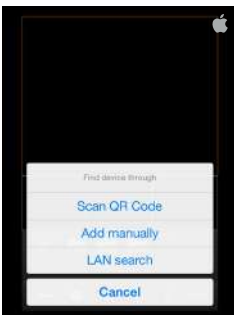
For Android : Activate notification in the app.



Press the IP VDP button and then the number of your entry, "1", to view whenever you want.



For all other mobile equipment's, that you want to add your IP VDP, please press the "+" button and select the option "Add a device that is connected to the internet". Select the option "Scan Qr Code" and scan the Qr Code that is in the back of the Unit.





FCC Compliance Statement: This device complies with Part 15 of the FCC rules. Operation is subjected to the following two conditions: (1) this device may not cause harmful interference, and (2) this device must accept any interference received, including interference that may cause undesired operation.



CHACON declares that the 34887 device is compliant with the essential requirements and other relevant provisions of Directive 1999/5/EC.

EN61000-3-2:2006+A2:2009; EN61000-3-3:2013  
EN55022:2010; EN55024:2010; EN301 489-1 V1.9.2;  
EN301 489-17 V2.2.1; ETSI EN300 328 V1.8.1  
EN 60950-1:2006+A11:2009+A1:2010+A12:2011+A2:2013  
EN300 328 V1.8.1 (2012-06)



If the camera system no longer functions or can no longer be repaired, it must be disposed of according to the valid statutory regulations. Disposal of spent batteries/accumulators:

You are required by law (Battery Ordinance) to return all spent batteries and accumulators. Disposing of spent batteries/accumulators with common household waste is prohibited! Batteries/accumulators that contain hazardous substances are marked with the symbols on the side. These symbols indicate that it is prohibited to dispose of these batteries/accumulators in the household waste. The abbreviations for the respective heavy metals are: Cd=cadmium, Hg=mercury, Pb=lead. You can return spent batteries and accumulators that can no longer be charged to the designated collection points in your community, outlets or wherever batteries or accumulators are sold. Following these instructions will allow you to fulfill the legal requirements and contribute to the protection of our environment!

## Hotline



[www.chacon.be](http://www.chacon.be)



**BE + 32 900 51 100** (Tarif nat. / Nat. tarif : 0,45€/min)

**FR + 33 1 57 32 48 12** (Prix communication nationale)

**ES + 34 911 899 443** (Precio Comunicación Nacional)

**PT + 351 221 450 250** (Preço Comunicação Nacional)

v1.0 160513